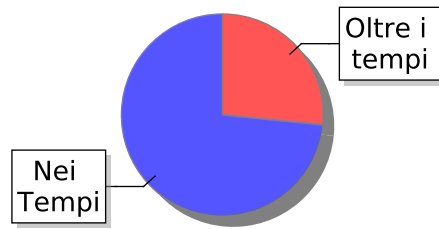
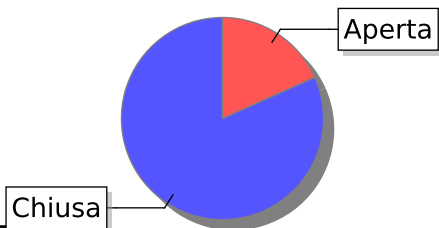


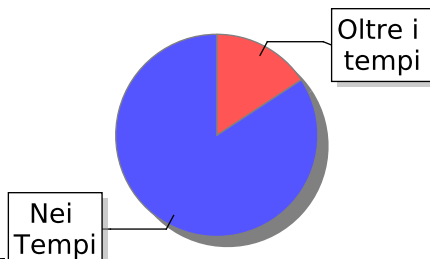
Riepilogo Pratiche



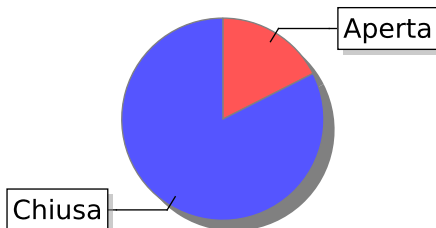
Pratiche totali				
Pratiche	Numero	Percentuale	Media	Totale
Concluse nei tempi	301	73.41 %	7	410
Concluse oltre i tempi	109	26.59 %	66	



Pratiche totali				
Pratiche	Numero	Percentuale	Media	Totale
Chiuse	410	81.67 %	23	502
Aperte	92	18.33 %	/	



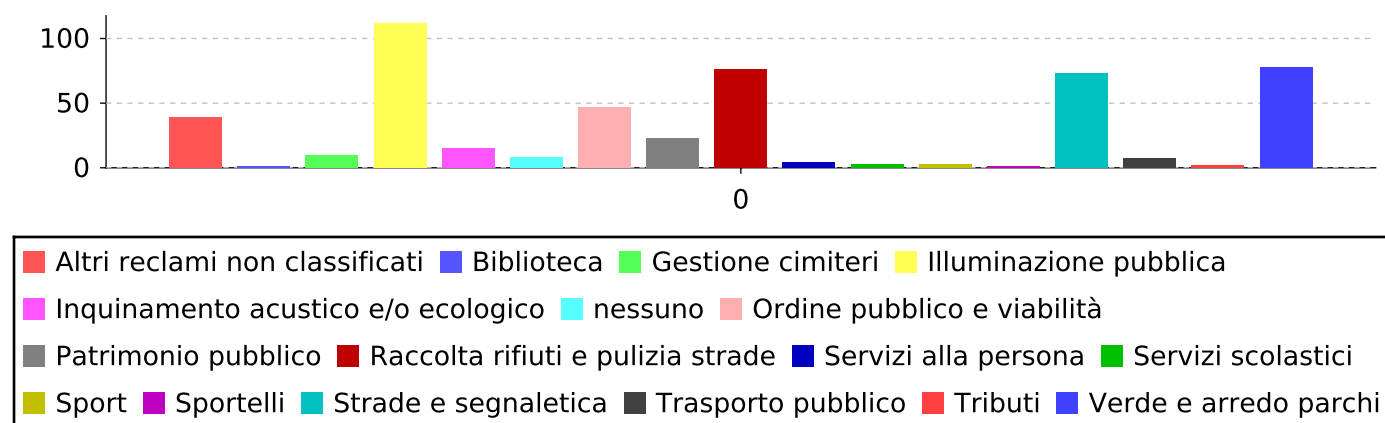
Pratiche Outsourcing				
Pratiche	Numero	Percentuale	Media	Totale
Concluse nei tempi	107	84.25 %	6	127
Concluse oltre i tempi	20	15.75 %	63	



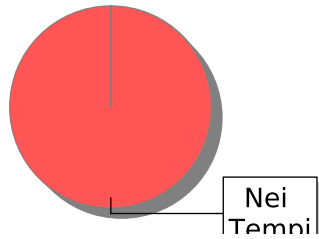
Pratiche Outsourcing				
Pratiche	Numero	Percentuale	Media	Totale
Chiuse	127	82.47 %	15	153
Aperte	27	17.53 %	/	

Riepilogo per			
Categorie	Aperte	Concluse	Totali
Biblioteca	0	1	1
Gestione cimiteri	7	3	10
Illuminazione pubblica	4	108	112
Inquinamento acustico e/o ecologico	1	14	15
Ordine pubblico e viabilità	6	41	47
Patrimonio pubblico	16	7	23
Raccolta rifiuti e pulizia strade	5	71	76
Servizi alla persona	2	2	4
Servizi scolastici	3	0	3
Sgombero neve e salatura	0	0	0
Sport	2	1	3
Sportelli	0	1	1
Strade e segnaletica	14	59	73
Trasporto pubblico	1	6	7
Tributi	0	2	2
Verde e arredo parchi	22	56	78
Altri reclami non classificati	7	32	39
Totale	90	404	494

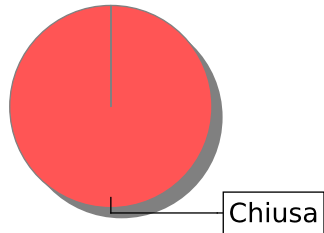
Società Outsourcing	27	127	154
----------------------------	-----------	------------	------------



BIBLIOTECA

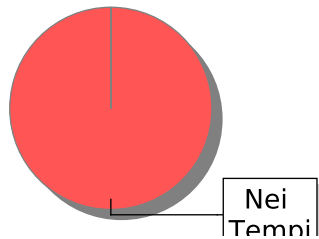


Pratiche	Numero	Percentuale	Media	Totale
Concluse nei tempi	1	100.00 %	0	1
Concluse oltre i tempi	0	0.00 %	0	

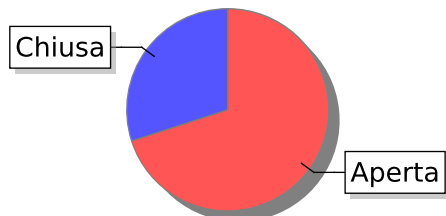


Pratiche	Numero	Percentuale	Media	Totale
Chiuse	1	100.00 %	0	1
Aperte	0	0.00 %	/	

GESTIONE CIMITERI

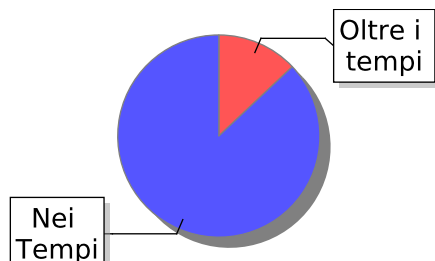


Pratiche	Numero	Percentuale	Media	Totale
Concluse nei tempi	10	100.00 %	2	10
Concluse oltre i tempi	0	0.00 %	0	

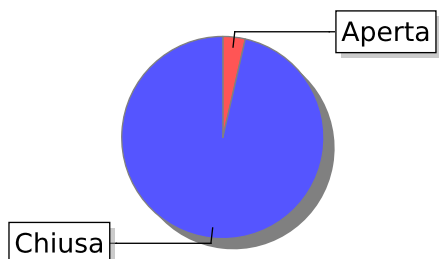


Pratiche	Numero	Percentuale	Media	Totale
Chiuse	3	30.00 %	6	9
Aperte	7	70.00 %	/	

ILLUMINAZIONE PUBBLICA

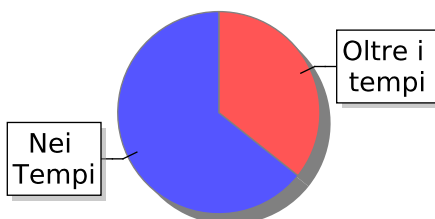


Pratiche	Numero	Percentuale	Media	Totale
Concluse nei tempi	94	87.04 %	7	108
Concluse oltre i tempi	14	12.96 %	78	

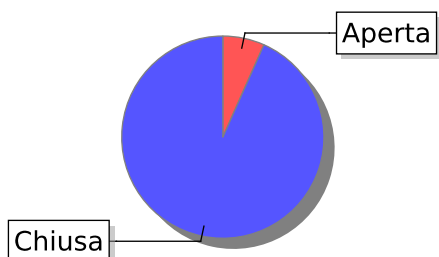


Pratiche	Numero	Percentuale	Media	Totale
Chiuse	108	96.43 %	16	112
Aperte	4	3.57 %	/	

INQUINAMENTO ACUSTICO E/O ECOLOGICO

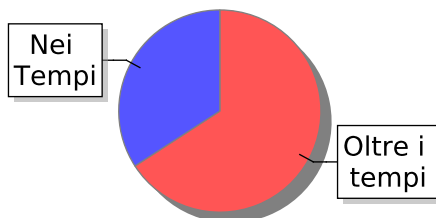


Pratiche	Numero	Percentuale	Media	Totale
Concluse nei tempi	9	64.29 %	11	14
Concluse oltre i tempi	5	35.71 %	50	

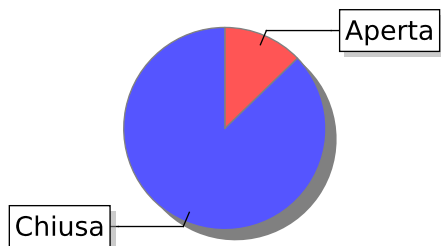


Pratiche	Numero	Percentuale	Media	Totale
Chiuse	14	93.33 %	25	14
Aperte	1	6.67 %	/	

ORDINE PUBBLICO E VIABILITA'

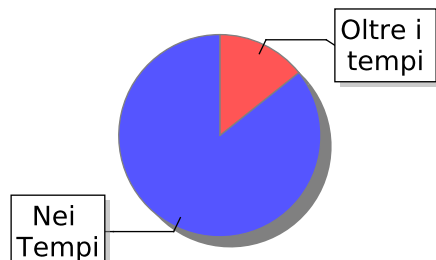


Pratiche	Numero	Percentuale	Media	Totale
Concluse nei tempi	14	34.15 %	11	41
Concluse oltre i tempi	27	65.85 %	69	

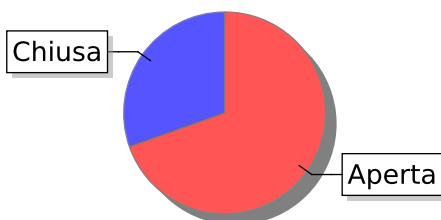


Pratiche	Numero	Percentuale	Media	Totale
Chiuse	41	87.23 %	49	47
Aperte	6	12.77 %	/	

PATRIMONIO PUBBLICO

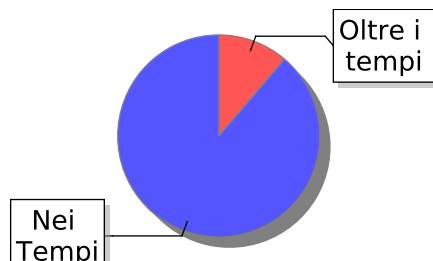


Pratiche	Numero	Percentuale	Media	Totale
Concluse nei tempi	6	85.71 %	8	7
Concluse oltre i tempi	1	14.29 %	35	

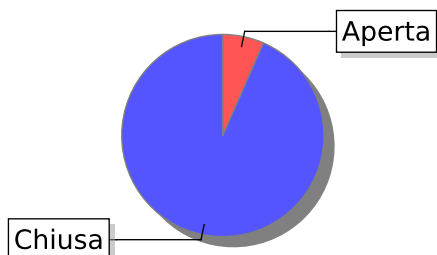


Pratiche	Numero	Percentuale	Media	Totale
Chiuse	7	30.43 %	12	22
Aperte	16	69.57 %	/	

RACCOLTA RIFIUTI E PULIZIA STRADE

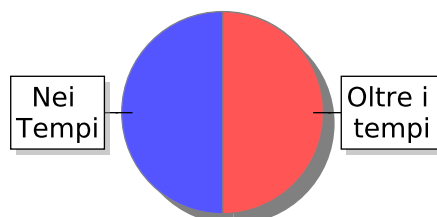


Pratiche	Numero	Percentuale	Media	Totale
Concluse nei tempi	63	88.73 %	6	71
Concluse oltre i tempi	8	11.27 %	70	

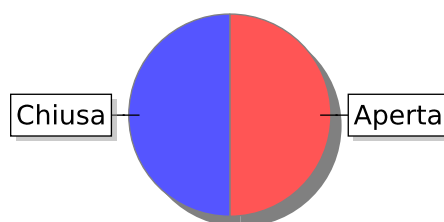


Pratiche	Numero	Percentuale	Media	Totale
Chiuse	71	93.42 %	13	76
Aperte	5	6.58 %	/	

SERVIZI ALLA PERSONA



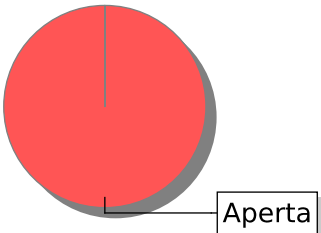
Pratiche	Numero	Percentuale	Media	Totale
Concluse nei tempi	1	50.00 %	18	2
Concluse oltre i tempi	1	50.00 %	45	



Pratiche	Numero	Percentuale	Media	Totale
Chiuse	2	50.00 %	31	3
Aperte	2	50.00 %	/	

SERVIZI SCOLASTICI

Pratiche	Numero	Percentuale	Media	Totale
Concluse nei tempi	0	NaN %	0	0
Concluse oltre i tempi	0	NaN %	0	



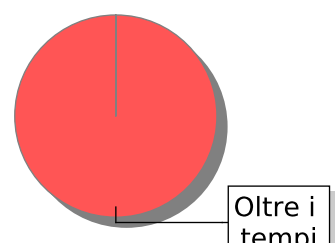
Pratiche	Numero	Percentuale	Media	Totale
Chiuse	0	0.00 %	0	3
Aperte	3	100.00 %	/	

SGOMBERO NEVE E SALATURA

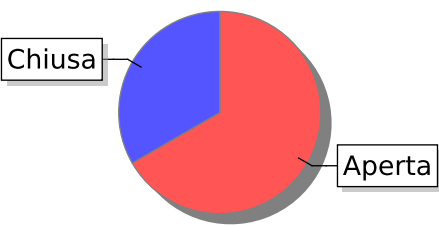
Pratiche	Numero	Percentuale	Media	Totale
Concluse nei tempi	null	null %	null	null
Concluse oltre i tempi	null	null %	null	

Pratiche	Numero	Percentuale	Media	Totale
Chiuse	null	null %	null	null
Aperte	null	null %	/	

SPORT

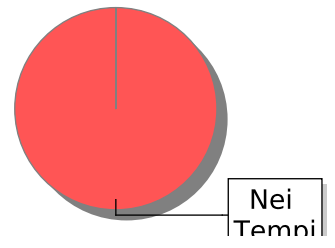


Pratiche	Numero	Percentuale	Media	Totale
Concluse nei tempi	3	75.00 %	0	4
Concluse oltre i tempi	1	25.00 %	128	

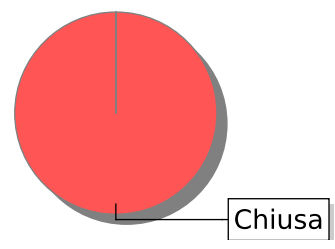


Pratiche	Numero	Percentuale	Media	Totale
Chiusa	1	33.33 %	128	3
Aperte	2	66.67 %	/	

SPORTELLI

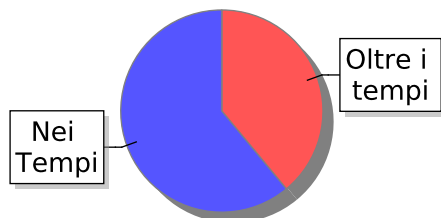


Pratiche	Numero	Percentuale	Media	Totale
Concluse nei tempi	1	100.00 %	19	1
Concluse oltre i tempi	0	0.00 %	0	

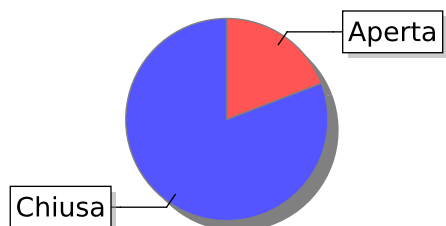


Pratiche	Numero	Percentuale	Media	Totale
Chiusa	1	100.00 %	19	null
Aperte	0	0.00 %	/	

STRADE E SEGNALETICA

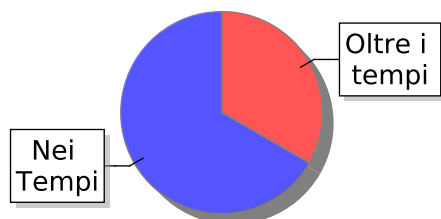


Pratiche	Numero	Percentuale	Media	Totale
Concluse nei tempi	36	61.02 %	9	59
Concluse oltre i tempi	23	38.98 %	68	

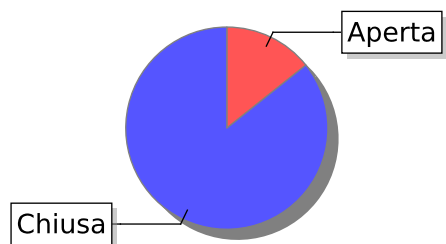


Pratiche	Numero	Percentuale	Media	Totale
Chiuse	59	80.82 %	32	73
Aperte	14	19.18 %	/	

TRASPORTO PUBBLICO

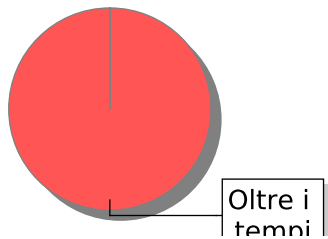


Pratiche	Numero	Percentuale	Media	Totale
Concluse nei tempi	4	66.67 %	5	6
Concluse oltre i tempi	2	33.33 %	46	

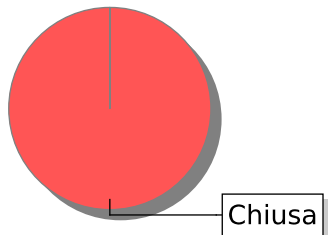


Pratiche	Numero	Percentuale	Media	Totale
Chiuse	6	85.71 %	19	6
Aperte	1	14.29 %	/	

TRIBUTI

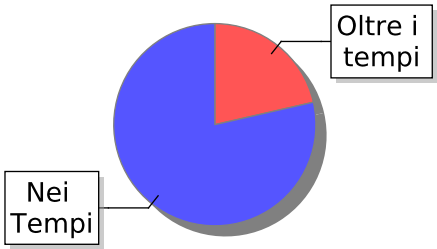


Pratiche	Numero	Percentuale	Media	Totale
Concluse nei tempi	0	0.00 %	0	2
Concluse oltre i tempi	2	100.00 %	85	

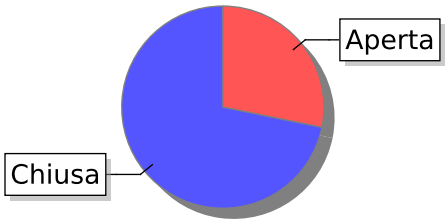


Pratiche	Numero	Percentuale	Media	Totale
Chiusa	2	100.00 %	85	2
Aperte	0	0.00 %	/	

VERDE E ARREDO PARCHI

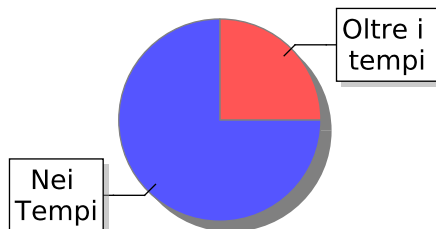


Pratiche	Numero	Percentuale	Media	Totale
Concluse nei tempi	44	78.57 %	6	56
Concluse oltre i tempi	12	21.43 %	59	

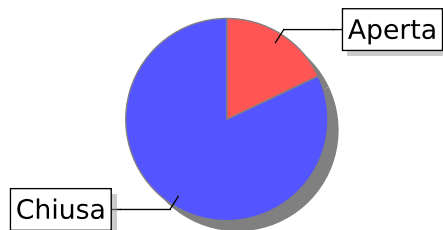


Pratiche	Numero	Percentuale	Media	Totale
Chiusa	56	71.79 %	17	77
Aperte	22	28.21 %	/	

ALTRI RECLAMI NON CLASSIFICATI



Pratiche	Numero	Percentuale	Media	Totale
Concluse nei tempi	24	75.00 %	6	32
Concluse oltre i tempi	8	25.00 %	63	



Pratiche	Numero	Percentuale	Media	Totale
Chiuse	32	82.05 %	20	39
Aperte	7	17.95 %	/	